



AIR FORCE SCHOOL KANPUR CANTT.



ACADEMIC SESSION-
2026-27

ENJOY YOUR SUMMER VACATION



► ITS SUMMER TIME: TIME FOR STRENGTHENING FAMILY BOND, TYING THREADS OF FAMILY TREE, SHARING JOYS AND SORROWS, HAVE A GOOD TIME TOGETHER.



► TAKE GOOD CARE OF YOUR HEALTH AND HYGIENE.



► USE HOLIDAY HOMEWORK AS AN OPPORTUNITY TO SPEND QUALITY TIME TOGETHER.



► LET THE CHILD TAKE THE LEAD AND USE THEIR IMAGINATION, CREATIVITY AND KNOWLEDGE TO DO THE ASSIGNED TASK. THE ROLE OF THE PARENT IS TO BE THE FACILITATOR AND GUIDE TO STEER THE CHILD TOWARDS THE RIGHT PATH.



► DO YOGA PRACTICE DAILY.



WE WISH YOU LOADS OF
HAPPINESS, JOY, FUN
AND GOOD HEALTH WHILE
YOU ARE ON VACATIONS.



AIR FORCE SCHOOL KANPUR CANTT

CLASS 1 ENGLISH

SUMMER HOLIDAY HOMEWORK

MAY – JUNE 2026

Learn with joy,
Grow with English!

A. READING PRACTICE

1. Read Lessons 1, 2, and 3 from the Mridang textbook.
2. Read any two good moral stories from the story books.




B. PICTURE READING

1. Look at the pictures and complete the exercises on pages 11 to 17 in the Udaan workbook only.



C. WRITING PRACTICE

1. Complete pages 2 to 15 in the cursive writing book only.
2. Complete the a/an worksheet, take a printout, and stick it in your English grammar notebook.




D. SPEAKING PRACTICE

1. Learn any five poems/rhymes from Mridang textbook.
2. Recite or speak the rhymes with actions.



E. LISTENING PRACTICE

1. Watch the short movies The Good Dinosaur and Finding Nemo in English only with your parents.



F. VOCABULARY

1. Learn any 20 new words that you listen to in the short movie.
2. A few new words are given below.

- Coral
- ocean
- rescue
- adventure
- friendship
- storm
- river
- brave



G. Creative Activity

1. On the occasion of Father's Day, make a colourful memory collage or album.
2. Collect and paste pictures with your father.



H. PROJECT WORK

1. Make a colourful and creative chart or wall hanging on Days of the Week or Months of the Year.
2. Take the help from the given pictures.



I. LEARNING PRACTICE

1. Learn and revise all the work done in notebook and textbook.
2. If any work is left in notebook and textbook then complete it.



SUBMISSION GUIDELINES

- ★ Do all the work neatly.
- ★ Take the help from your parents if required.
- ★ Use colours, drawing and pictures.

Have a happy and safe summer break!
Keep learning and stay healthy!





AIR FORCE SCHOOL KANPUR CANTT

ENGLISH WORKSHEET

CLASS 1



Articles "a" and "an"

Put "A" in front of consonant sounds and "An" in front of vowel sounds.

1 Write 'A' or 'An' in the blanks.



1) There is _____ cat in the yard.



2) _____ car is faster than _____ horse.



3) If there is _____ answer, I will find it.



4) I see _____ owl on the branch.



5) Mom has _____ red dress and _____ pink one.



6) Frank wants _____ new bicycle for his birthday.



7) The teacher read _____ story to the children.



8) _____ event like this happens only once a year.

2 Fill in the blanks with correct articles A / An.



1. _____ bike



9. _____ watermelon




2. _____ bouquet



10. _____ basket



3. _____ ice cream cone



11. _____ eggplant



4. _____ desk lamp



12. _____ office chair



5. _____ rocket



13. _____ cup of tea



6. _____ apple



14. _____ stroller



7. _____ armchair



15. _____ envelope



8. _____ bottle



16. _____ bulb



Air force School Kanpur Cantt
Holiday homework
Class- 1
Subject -EVS

1. Make a traffic light using coloured paper and hardboard.
 2. Make a small chart of healthy habits with pictures.
(Dressing teeth, washing hand ,bathing daily, eating healthy food etc)
 3. Learn all the work done in the E.V.S notebook and difficult words of chapter 1,2,3.
- *Parents are requested to help the child in activities and encourage neat and creative work.
4. Read the chapter 4 and 5.
 5. Complete the given sheets.

- Body parts

Observe the given picture and fill in the blanks with the correct word. (Help box is given below)

Let's name the body parts!

The illustration shows a boy with the following parts labeled by lines to boxes:

- Forehead (top)
- Eye (left)
- Nose (center)
- Mouth (center)
- Ear (right)
- Arm (left)
- Chest (center)
- Leg (right)
- Foot (right)
- Hand (left)
- Hair (top)
- Hand (right)
- Foot (left)
- Foot (right)
- Foot (left)
- Foot (right)

Forehead	Mouth	Ear	Arm	Eyebrow
Nose	Chest	Leg	Foot	Knee
Hand	Eye	Hair		

IS IT A GOOD HABIT?

Color Yes and No Block.



YES

NO



YES

NO



YES

NO



YES

NO



YES

NO



YES

NO



YES

NO



YES

NO



YES

NO

GOOD HABITS

A. Fill in the blanks with the help of the given pictures.

1. Cut your  _____ once a week.
2.  _____ your teeth twice a day.
3. Take a  _____ every day
4. Clean your  _____ with a clean handkerchief.
5. Do  _____ daily.
6. Always drink clean  _____ .
7. Wash your  _____ before and after meals.
8. Comb your  _____ properly.
9. Wash  _____ and  _____
before eating



Air force School Kanpur Cantt
Holiday homework
Class 1
Maths

1. Make 5 long shape and three round shape by using clay.
Or

Stick 5 things which can roll and 5 things which can slide (use A4 sheet for this activity)

2. Write the counting 101 to 200.

3. Write the table 2 to 10 and learn it.

4. Complete the given sheet

Spatial Relationships

Use the a word from the box to complete each sentence.

above below next to
in in front of behind



The puppy is

the dog house.



The puppy is

the dog house.



The puppy is

the fire hydrant.

Spatial Relationships



The puppy is

the fire hydrant,



The kitten is

the tree.



The kitten is

the window.

Color the ball that is on top of the chair.



Color the ball that is under the chair.



Color the ball that is in front of the chair.



Color the ball that is behind the chair.



Add it

1) $8 + 7 =$ _____

2) $11 + 3 =$ _____

3) $9 + 4 =$ _____

4) $8 + 5 =$ _____

5) $10 + 6 =$ _____

6) $11 + 3 =$ _____

7) $4 + 10 =$ _____

8) $10 + 8 =$ _____

9) $9 + 7 =$ _____

10) $8 + 8 =$ _____

11) $7 + 10 =$ _____

12) $9 + 9 =$ _____

13) $3 + 11 =$ _____

14) $10 + 10 =$ _____

15) $7 + 9 =$ _____

16) $8 + 7 =$ _____

17) $6 + 11 =$ _____

18) $4 + 12 =$ _____

19) $8 + 10 =$ _____

20) $9 + 6 =$ _____



ग्रीष्मकालीन अवकाश गृह कार्य सत्र

(2026 - 27)

कक्षा 1

विषय - हिंदी

- 1-: सुलेख पुस्तिका में 15 पेज सुलेख लिखें ।
- 2-: पाठ 1, 2, 3 का अभ्यास कार्य पुस्तक/
अभ्यास पुस्तिका में पूर्ण करके याद करें ।
- 3-: कोई भी एक शिक्षाप्रद कविता(with action) याद करें।
- 4-: 1 से 10 तक हिंदी गिनती को अंको और शब्दों में याद करें ।
- 5-: पाठ 1, 2, 3 व्याकरण का अभ्यास कार्य पुस्तक / अभ्यास पुस्तिका में पूर्ण करके याद करें ।

PROJECTWORK-: हिंदी वर्णमाला के स्वर और व्यंजन को A4 साइज रंगीन चार्ट पेपर पर चित्र सहित लिखें。(वर्णमाला वृक्ष)

Summer Holiday Homework

Computer

Complete your Chapter/Lesson – I (Exercise) of your Computer book in your computer Notebook.