



# AIR FORCE SCHOOL KANPUR CANTT.



ACADEMIC SESSION-  
2026-27

ENJOY YOUR SUMMER VACATION



▶ ITS SUMMER TIME: TIME FOR STRENGTHENING FAMILY BOND, TYING THREADS OF FAMILY TREE, SHARING JOYS AND SORROWS, HAVE A GOOD TIME TOGETHER.



▶ TAKE GOOD CARE OF YOUR HEALTH AND HYGIENE.



▶ USE HOLIDAY HOMEWORK AS AN OPPORTUNITY TO SPEND QUALITY TIME TOGETHER.



▶ LET THE CHILD TAKE THE LEAD AND USE THEIR IMAGINATION, CREATIVITY AND KNOWLEDGE TO DO THE ASSIGNED TASK. THE ROLE OF THE PARENT IS TO BE THE FACILITATOR AND GUIDE TO STEER THE CHILD TOWARDS THE RIGHT PATH.



▶ DO YOGA PRACTICE DAILY.



WE WISH YOU LOADS OF  
HAPPINESS, JOY, FUN  
AND GOOD HEALTH WHILE  
YOU ARE ON VACATIONS.



## **Summer Vacation**

### **Holiday Homework (2025-2026)**

#### **English—Class IV**

##### **1. Literature**

- Revise Lesson 1 and Lesson 2.
- Read Lesson 3.
- Read and learn the poem “One thing at a Time”.

##### **2. Grammar**

###### **Revise**

- Lesson 1.1 – Revision of Nouns
- Lesson 1.2 – Collective and Compound Nouns
- Lesson 1.3 – Gender
- Lesson 1.4 – Noun Possession
- Lesson 2.1 – Revision of Articles
- Lesson 2.2 – More Use of Articles

###### **Read Unit 3 – Pronouns**

**3. Comprehension** -Do Comprehension Lessons 14.1 and 14.2 in Grammar book.

**4. Cursive Writing Book**-Complete pages 2-10.

**5. Udaan – A Multi-Skill Workbook**-Complete Theme 1 (pages-5 to 7) and Theme 2 (pages 10 to 12) in the book.

##### **6. Activity**

- Roll no. 1–5 : Collective and Compound Nouns
- Roll no. 6-10 : Gender
- Roll no. 11-15 : Countable and Uncountable Nouns
- Roll no. 16-22 : Articles

##### **7. Additional Instructions**

- Read English newspaper daily.
- Learn one poem (out of syllabus).
- Prepare one short speech on any upcoming topic.

1. COLLECTIVE NOUN BALLOONS-Draw balloons and write collective nouns with the help of pictures. Tie strings.


2. COMPOUND NOUN TRAIN-“Make a Word Train” with 8 compartments. Colour each compartment differently.

3. GENDER CROWN ACTIVITY-“King & Queen Crowns” .Make two paper crowns or draw two crowns., Write the correct gender words inside. Decorate the crowns with stars and stickers.

4. POPCORN GRAMMAR TUB-Take a paper cup or draw a popcorn tub. Write: Countable nouns on yellow popcorn. Uncountable nouns on white popcorn. Paste and colour them


5. “ARTICLE ICE-CREAM PARLOUR”-Draw 3 ice-cream cones labelled: A, AN, THE

Now write or paste words on scoops and place them on the correct cone. Colour each cone differently and decorate with sprinkles.



# ENGLISH GRAMMAR

## WORKSHEET FOR CLASS 4











Name : \_\_\_\_\_ Class : \_\_\_\_\_ Date : \_\_\_\_\_

### 1. COLLECTIVE NOUNS

A collective noun names a group or collection of people, animals or things.

**A. Write the correct collective noun from the box.**

team	flock	bunch	pride	class	army	pack	herd
------	-------	-------	-------	-------	------	------	------

1.  1. A \_\_\_\_\_ of students is in the classroom.
2.  2. A \_\_\_\_\_ of birds is flying in the sky.
3.  3. A \_\_\_\_\_ of grapes is on the table.
4.  4. A \_\_\_\_\_ of lions was resting under the tree.
5.  5. An \_\_\_\_\_ of soldiers is standing in a line.
6.  6. A \_\_\_\_\_ of dogs is barking loudly.
7.  7. A \_\_\_\_\_ of cows is grazing in the field.
8.  8. A \_\_\_\_\_ of players won the match.

### 2. COMPOUND NOUNS











A compound noun is made of two or more words joined together to form a new noun.

**A. Match the words from Column A and B to make compound nouns.**

Column A	Column B	
1. foot	a. room	1. _____
2. tooth	b. flower	2. _____
3. rain	c. board	3. _____
4. class	d. paper	4. _____
5. wheel	e. print	5. _____
6. fire	f. stairs	6. _____
7. something	g. man	7. _____
8. sea	h. well	8. _____









### 3. GENDER

Write M for Male gender, F for Female gender and C for Common gender.









 1. uncle <input type="checkbox"/>	 6. cow <input type="checkbox"/>
 2. teacher <input type="checkbox"/>	 7. woman <input type="checkbox"/>
 3. lion <input type="checkbox"/>	 8. actor <input type="checkbox"/>
 4. peacock <input type="checkbox"/>	 9. nurse <input type="checkbox"/>
 5. girl <input type="checkbox"/>	 10. chair <input type="checkbox"/>

### 4. SINGULAR & PLURAL

**A. Write the Plural form.**

1.  leaf \_\_\_\_\_
2.  baby \_\_\_\_\_
3.  box \_\_\_\_\_
4.  knife \_\_\_\_\_
5.  city \_\_\_\_\_
6.  wolf \_\_\_\_\_
7.  watch \_\_\_\_\_
8.  lady \_\_\_\_\_

**B. Write the Singular form.**

1.  apples \_\_\_\_\_
2.  dogs \_\_\_\_\_
3.  buses \_\_\_\_\_
4.  flowers \_\_\_\_\_
5.  shoes \_\_\_\_\_
6.  children \_\_\_\_\_
7.  books \_\_\_\_\_
8.  teeth \_\_\_\_\_

### 5. POSSESSIONS

We use 's to show possession.











**A. Rewrite the sentences using 's to show possession.**

1. The bag of the girl is red. \_\_\_\_\_
2. The tail of the horse is long. \_\_\_\_\_
3. The house of my friend is big. \_\_\_\_\_
4. The feathers of the bird are soft. \_\_\_\_\_
5. The story of the book is interesting. \_\_\_\_\_

### 6. ARTICLES (A, AN, THE)

- Use a before words that begin with a consonant sound.
- Use an before words that begin with a vowel sound.
- Use the for a specific person, place or thing.









**A. Fill in the blanks with a, an or the.**

1.  _____ apple	6.  _____ honest boy
2.  _____ elephant	7.  _____ sun
3.  _____ hour	8.  _____ river
4.  _____ university	9.  _____ owl
5.  _____ umbrella	10.  _____ Taj Mahal

### 7. COUNTABLE & UNCOUNTABLE NOUNS


Countable nouns can be counted. (They have a singular and plural form.)  
Uncountable nouns cannot be counted. (They do not have a plural form.)

**A. Write 'Countable' or 'Uncountable' for each noun.**

 1. book _____	 5. sugar _____
 2. milk _____	 6. chair _____
 3. rice _____	 7. water _____
 4. table _____	 8. pencil _____

**B. Write C for Countable and U for Uncountable.**

1. bread <input type="checkbox"/>	5. bananas <input type="checkbox"/>
2. toys <input type="checkbox"/>	6. salt <input type="checkbox"/>
3. juice <input type="checkbox"/>	7. cars <input type="checkbox"/>
4. honey <input type="checkbox"/>	8. oil <input type="checkbox"/>



## YOU CAN DO IT!

NOTE-Kindly take printout of the worksheet, solve it and paste in grammar notebook

## AIR FORCE SCHOOL HOLIDAY HOMEWORK

ग्रीष्मकालीन अवकाश गृह कार्य

सत्र 2026 – 27

कक्षा – 4

विषय – हिंदी

1. सुलेख पुस्तिका में 15 पेज सुलेख लिखें।
2. पाठ 1, 2, 3 का अभ्यास कार्य पुस्तक / अभ्यास पुस्तिका में पूर्ण करके याद करें।
3. कोई भी एक शिक्षाप्रद कविता (with action) याद करें।
4. “हमारी राजभाषा / मातृभाषा हिंदी का महत्व” विषय पर अपने विचार 150 शब्दों में लिखें।
5. पाठ 1, 2, 3 व्याकरण का अभ्यास कार्य पुस्तक / अभ्यास पुस्तिका में पूर्ण करके याद करें।
6. प्रतिदिन एक कहानी (नंदन / चंपक) पुस्तक से पढ़ें।

### PROJECT WORK

“विराम चिन्ह / संज्ञा” विषय पर A4 साइज रंगीन चार्ट पेपर पर चित्र सहित लिखें।

Note: All work to be done in a separate notebook. No work to be done in Hindi notebook.

“Happy Holidays”

**AIR FORCE SCHOOL, KANPUR CANTT**

**SUMMER HOLIDAYS HOME WORK**

**MATHEMATICS**

**CLASS IV**

- Solve the given worksheets.
- Learn tables from 2 to 20.
- Read and complete exercises of lesson- 1 ,2 and 3 in maths book.
- Make a tangram pieces using coloured paper 1.A House 2. A bird 3. A boat
- Using Clay make model of each 3D Shapes.
- Make a scenery / picture using geometrical shapes in Art sheet.
- Find 20 numbers from newspapers and:
  - Write their number names
  - Write them in expanded form
  - Write the place, place value and face value of each digit.
- Do 20 sums of each of \_1. Addition 2. Subtraction 3. Multiplication in rough notebook

**ENJOY YOUR VACATIONS**

NAME:

CLASS: IV SEC:

DATE:

**Q1.** Write the number names for these numerals:

a)  $2,22,222 =$  \_\_\_\_\_

b)  $8,76,000 =$  \_\_\_\_\_

**Q2.** Fill in the blanks:

- a) The greatest 4-digit numeral is \_\_\_\_\_
- b) The numeral just before 80,000 is \_\_\_\_\_.
- c) The places ones, tens & hundreds belongs to \_\_\_\_\_ period.
- d)  $50,000 + 2,000 + 100 + 30 + 4 =$  \_\_\_\_\_.
- e) Compare:  $6,99,569$  \_\_\_\_\_  $6,96,965$  ( $<$ ,  $=$ ,  $>$ )
- f) The place just to the left of the hundreds place is \_\_\_\_\_.
- g) The place value of 7 in 8,76,403 is \_\_\_\_\_.
- h) A 5- digit number begins with \_\_\_\_\_ place.

**Q3.** What is the period and place of 9 in 6,95,076?

Period

Place

**Q4.** Write the numerals for these number names:

- a) Sixty thousand six \_\_\_\_\_
- b) Seven lakh \_\_\_\_\_
- c) Nine lakh six thousand two hundred one \_\_\_\_\_
- d) Five lakh five thousand five \_\_\_\_\_
- e) Sixteen thousand forty one \_\_\_\_\_

**Q5.** Write the short form of:

- f) a)  $40000 + 3000 + 200 + 70 + 5 =$  \_\_\_\_\_
- g) b)  $90000 + 80 + 3 =$  \_\_\_\_\_

## Faces, Edges & Vertices

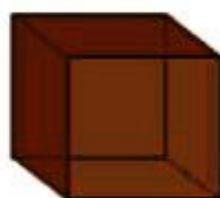
Write the name of each shape. Also, find the number of faces, edges and vertices.

1)

Faces Edges Vertices 

Name: \_\_\_\_\_

2)

Faces Edges Vertices 

Name: \_\_\_\_\_

3)

Faces Edges Vertices 

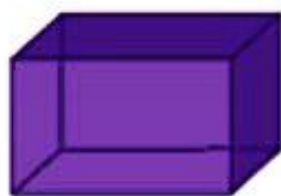
Name: \_\_\_\_\_

4)

Faces Edges Vertices 

Name: \_\_\_\_\_

5)

Faces Edges Vertices 

Name: \_\_\_\_\_

6)

Faces Edges Vertices 

Name: \_\_\_\_\_

7)

Faces Edges Vertices 

Name: \_\_\_\_\_

8)

Faces Edges Vertices 

Name: \_\_\_\_\_

Q.2 Match the following objects with their shapes:

I. Clock

a) rectangle

II. Ball

b) circle

III. Book

c) sphere

IV. Ice cream cone

d) cone

Q. 3 Identify and write the shape of the following :

I. Dice

.....

II. Water bottle

.....

III. Black board

.....

IV. Traffic cone

.....

Q.4 Look around your classroom and list two object for each shape:

I. Circle

..... , .....

II. Rectangle

..... , .....

III. Sphere

..... , .....

IV. Cube

..... , .....

GRADE - .....

SIGN. OF THE TEACHER - .....



Q.1 Circle the even numbers.

- (a) 87, 155, 208, 506, 511, 1009, 1068, 2006  
 (b) 72, 86, 109, 211, 605, 912, 1080, 2050  
 (c) 306, 800, 551, 920, 1040, 580, 2069  
 (d) 512, 901, 509, 611, 950, 680, 2011, 10080

Q.2 Circle the odd numbers.


- (a) 87, 155, 208, 506, 511, 1009, 1068, 2006  
 (b) 72, 86, 109, 211, 605, 912, 1080, 2050  
 (c) 306, 800, 551, 920, 1040, 580, 2069  
 (d) 512, 901, 509, 611, 950, 680, 2011, 10080

Q.3 Fill in the missing odd numbers.

- (a) 
- (b) 

Q.4

Fill in the blanks with the correct numbers.



**Complete the patterns:**

- (1) 2A, 4C, 6E, 8G, \_\_\_\_\_, \_\_\_\_\_
- (2) 1, 2, 4, 7, 11, \_\_\_\_\_, \_\_\_\_\_
- (3) 10, 20, 30, 40, \_\_\_\_\_, \_\_\_\_\_
- (4) A, D, G, J, \_\_\_\_\_, \_\_\_\_\_
- (5) 1, 4, 9, 16, \_\_\_\_\_, \_\_\_\_\_
- (6) 1, 8, 27, 64, \_\_\_\_\_, \_\_\_\_\_
- (7) E, J, O T, \_\_\_\_\_
- (8) 7, 9, 11, 13, \_\_\_\_\_, \_\_\_\_\_
- (9) 4, 10, 16, 22, \_\_\_\_\_, \_\_\_\_\_
- (10) 51, 44, 37, 30, \_\_\_\_\_, \_\_\_\_\_
- (11) 0, 4, 18, 48, \_\_\_\_\_, \_\_\_\_\_
- (12) AZ, BY, CX, DW, \_\_\_\_\_, \_\_\_\_\_
- (13) 22, 30, 38, 46, \_\_\_\_\_, \_\_\_\_\_
- (14) 0, 3, 8, 15, \_\_\_\_\_, \_\_\_\_\_
- (15) 100, 95, 85, 70, \_\_\_\_\_, \_\_\_\_\_



**Air Force School Kanpur Cantt**  
**Summer Holiday Homework Class-4<sup>th</sup>**

**Subject: EVS**

- Revise all the chapters done till May.
- Read Chapter 3 & 4.
- Solve the worksheet, and paste it in the EVS notebook.

**Project Work**

- **Roll No. 1 to 6**

- Topic-- Bird Diary ----

Paste pictures of any Six birds in your bird diary and write about:

The name of the bird , the food they eat, the sound they make, and the place where they live.

- **Roll No. 7 to 12**

- Topic- Natural and Non Living Things Album---

Children can make a creative scrapbook / album by collecting and pasting pictures of natural things and non -living things (Eight pictures ) .They can decorate each page with colours , borders , drawing and labels .

- **Roll No. 13 to 18**

- Topic – From Farm to Plate ---

Collect and paste pictures of food items obtained from plants and animals (8 pictures)  
Draw and label two plates / baskets ( Food from plants , Food from animals ) .

- **Roll no-- 19 to 22**

- Topic – Nature Art with Leaf

Paste different leaves and make a creative picture of a bird and an animal on a Drawing Sheet .

**All Students must complete and bring their projects, The marks for these projects will be included in your Term -1 Assessment .**

- **My Green Friend -- Plant at least one plant and take care of it.**

**Special Note**

**Drink lots of water. Eat juicy fruits and keep your body hydrated during this summer.**

**Enjoy your summer vacation! 🌻 🌻**

# CLASS 4

## OUR WONDROUS WORLD

### CHAPTER 3: NATURE TRAIL

## WORKSHEET



#### A. Fill in the blanks

- A \_\_\_\_\_ trail is a walk to explore plants and animals.
- The students visited \_\_\_\_\_ in Madhya Pradesh.
- We should not \_\_\_\_\_ animals in the forest.
- Fish use \_\_\_\_\_ to swim.
- Leaves have lines called \_\_\_\_\_.



#### B. Tick (✓) the correct answer

1. Who guided the students?

- Farmer     Nature scientist     Doctor



2. Which animal looks like a buffalo but is stronger?

- Cow     Gaur     Goat



3. Which bird has a long beak to drink nectar?

- Eagle     Sparrow     Sunbird



4. Which animal lives both on land and water?

- Dog     Frog     Cat



#### C. Match the following

- |          |   |     |            |
|----------|---|-----|------------|
| 1 Fish   |  | • • | a Shell    |
| 2 Turtle |  | • • | b Beak     |
| 3 Bird   |  | • • | c Fins     |
| 4 Insect |  | • • | d Antennae |

#### D. Short Answer Questions

1. What is a nature trail?

3. Name any two animals seen in the forest.

3. Why should we follow safety rules in forests?

4. What are veins in leaves?



#### E. Think and Answer


- Why should we not throw garbage in forests?
- How are plants and animals connected?
- What can you do to protect nature?



#### F. Animals and Their Features

Fill the table.

Animal	Feature
Elephant	
Bird	
Fish	
Turtle	



#### G. Insects

- Name any two insects.  
\_\_\_\_\_, \_\_\_\_\_
- Write one feature of insects.  
\_\_\_\_\_



#### H. True or False

- |   |   |   |
|---|---|---|
| 1 Insects have three pairs of legs.     | T | F |
| 2 We should feed animals in the forest. | T | F |
| 3 All living things are connected.      | T | F |
| 4 Leaves do not have veins.             | T | F |

#### I. Circle the correct word

- Birds use ( beaks / fins ) to eat food.
- Frog lives on ( land and water / only land ).
- Nature includes ( plants / machines ).




#### J. Activity – Draw and Label

Draw and label the following.



#### K. Long Answer

1 Explain why all living things depend on each other (Web of Life).



# **Summer Holiday Homework**

## **Computer**

**Complete your Chapter/Lesson – I (Exercise) of your Computer book in your computer Notebook.**