



AIR FORCE SCHOOL KANPUR CANTT.



ACADEMIC SESSION-
2026-27

ENJOY YOUR SUMMER VACATION



▶ ITS SUMMER TIME: TIME FOR STRENGTHENING FAMILY BOND, TYING THREADS OF FAMILY TREE, SHARING JOYS AND SORROWS, HAVE A GOOD TIME TOGETHER.



▶ TAKE GOOD CARE OF YOUR HEALTH AND HYGIENE.



▶ USE HOLIDAY HOMEWORK AS AN OPPORTUNITY TO SPEND QUALITY TIME TOGETHER.




▶ LET THE CHILD TAKE THE LEAD AND USE THEIR IMAGINATION, CREATIVITY AND KNOWLEDGE TO DO THE ASSIGNED TASK. THE ROLE OF THE PARENT IS TO BE THE FACILITATOR AND GUIDE TO STEER THE CHILD TOWARDS THE RIGHT PATH.



▶ DO YOGA PRACTICE DAILY.



WE WISH YOU LOADS OF
HAPPINESS, JOY, FUN
AND GOOD HEALTH WHILE
YOU ARE ON VACATIONS.



CLASS -2


ENGLISH

- 1) Revise all the chapters done till May.
- 2) Learn any one poem (**out of your course book**)
- 3) Do 15 pages handwriting in **Cursive Writing book**.
- 4) Complete Chapter- Unit 1 & 2 in **English Grammar Book**.
- 5) **Activity**--- Create a list of Common and Proper nouns related to the excursion location during the holidays.(Write on an Drawing Sheet)at least 10 words.
- 6) **Project Work**—Make a beautiful project related to **any one** — (Some of the ideas are given below--)
 - a) **Articles** [Articles English TLM](#) | [Articles TLM](#) | [English TLM](#) | [How to make Articles Project](#) | [English Article TLM](#)

OR

- b) **Adjectives** . [Adjective TLM](#) | [School project](#) | [How to make a adjective TLM](#) |
- 7) Read the following stories and learn **any one**— stories are given below
 - (a) A farmer and the snake
 - (b) The lion and the mouse
 - (c) The Goose and the golden eggs
- 8) Complete the worksheets given below, take the print out and stick in the [English Grammar Notebook](#).


Note-- All Students must complete and bring their projects, The marks for these projects will be included in your Cycle -2 Assessment .




AIR FORCE SCHOOL


ENGLISH WORKSHEET

CLASS - 2






Name: _____













Date: _____

1. NAMING WORDS (NOUNS)




A naming word is a word that names a person, place, animal or thing.
Example: boy, school, dog, book

A. Look at the pictures and write the naming words.

 1. _____	 2. _____	 3. _____	 4. _____	 5. _____
 6. _____	 7. _____	 8. _____	 9. _____	 10. _____

2. PICTURE COMPOSITION

Look at the picture and write 4 – 5 sentences about it.



1. _____
2. _____
3. _____
4. _____
5. _____

★ LEARN TODAY, LEAD TOMORROW! ★



AIR FORCE SCHOOL



ENGLISH PRACTICE SHEET

CLASS - 2



Name: _____ Date: _____



1 COMMON AND PROPER NOUN



A. Write **C** for Common Noun and **P** for Proper Noun.

1. Delhi _____
2. boy _____
3. River Ganga _____
4. teacher _____
5. Riya _____



B. Underline the Proper Nouns.

1. Amit lives in Mumbai.
2. The cat is sleeping.
3. My school is Air Force School.
4. Ravi has a blue bag.



2 GENDERS



A. Write the opposite gender.



1. Boy - _____
2. King - _____
3. Lion - _____
4. Uncle - _____
5. Hen - _____



B. Fill in the blanks.

1. A man is strong. A _____ is kind.
2. The tiger and the _____ are in the zoo.



3 SINGULAR AND PLURAL



A. Change the following into plurals.

1. Book - _____
2. Mango - _____
3. Toy - _____
4. Box - _____
5. Baby - _____



B. Change the following into singular.

1. Cats - _____
2. Pens - _____
3. Buses - _____
4. Apples - _____



4 ARTICLES



A. Fill in the blanks with **a**, **an**, or **the**.

1. I saw _____ elephant.
2. She has _____ red balloon.
3. _____ sun rises in the east.
4. He ate _____ apple.
5. This is _____ book I lost yesterday.



B. Circle the correct article.

1. (a / an) umbrella
2. (a / an) dog
3. (a / the) Taj Mahal
4. (an / the) orange



★ ★ LEARN TODAY, LEAD TOMORROW! ★ ★



Story -1

A Farmer and the Snake

A farmer was returning home from the town one day. He saw a snake almost frozen on account of cold. He took pity on it, and carried it home in his basket. There he placed it near the fire and his children gathered around it. After a few minutes, it began to move about. All of a sudden it rushed at one of them. But the farmer killed it with his stick, before it could bite him.



Grammarvocab.com

Moral: Nature cannot be changed.

Story -2

THE GOOSE with the GOLDEN EGGS



Once upon a time, a man and his wife had the good fortune to have a goose which laid a golden egg every day. Lucky though they were, they soon began to think they were not getting rich fast enough.

They imagined that if the bird is able to lay golden eggs, its insides must be made of gold. And they thought that if they could get all that precious metal at once, they would get mighty rich very soon. So the man and his wife decided to kill the bird.

However, upon cutting the goose open, they were shocked to find that its innards were like that of any other goose!

MORAL : Think before you act.

Miss Helen

Story -3

The Lion And The Mouse

A lion was once sleeping in his den when a mouse started running up and down his body just for fun. This woke up the lion and he was quite angry. He was about to eat the mouse when the mouse pleaded with the lion to set him free. "I promise you, I will be of great help to you someday if you spare me." The lion laughed at the mouse's confidence and let him go.

One day, a few hunters came into the forest and trapped the lion in a net.. They tied him up against a tree. The lion started to roar and struggled to free himself. Soon, the mouse walked past and noticed the lion in trouble. He ran and called his friends for help. Together they gnawed on the ropes to set the lion free. They ran off into the jungle and remain friends thereafter.

Moral: A small act of kindness can go a long way.



www.sharingourexperiences.com

EVS

1. Read Lesson- 3,4,5
2. Make a model of traffic signal and road sign using recyclable material like cardboard paper roll and colourful papers
3. Make a first aid box.
4. Make a family album collect pictures of your family members. Paste them in a coloured paper album, write their names and how you are related to them.
5. Do the worksheets given.

6. Learn all the work done in your notebook

HOMEWORK #2: Healthy Habits

Write the correct healthy habit in the picture.



Eat vegetables

Take a shower

Brush your teeth

Sleep well

Wash your face

Eat fruits

Do exercises

Wash your hands

Neighbourhood Places

A. Match the columns :

A

1. Grocery shop
2. Stationery shop
3. Park
4. Bookshop
5. Hospital

B

- i. magazines
- ii. swings
- iii. pencils
- iv. ambulance
- v. sugar

B. Fill in the blanks using words from the box :

market, school, police, bank, house

1. The area near our _____ is called our neighbourhood.
2. Children play, learn and study at _____.
3. We keep our money and valuables safe in a _____.
4. A _____ is an important part of a neighbourhood.
5. The _____ maintains law and order in the neighbourhood.

C. Complete the crossword using the clues :

Across

1. The postman brings this.
4. They help to keep our city safe.
5. Fire engines put out this.

Down

1. We buy this from a stationery shop.
2. We learn new things here.
3. We buy this from a grocer.

1. P		2.				3. R
				5. F		
	4. P	O				E

My Family

A. With the help of your parents, write the names of the following :

1. Your grandfather (father's father) _____
2. Your grandmother (father's mother) _____
3. Your uncle (father's brother) _____
4. Your aunt (wife of father's brother) _____
5. Your cousin (brother) _____
6. Your cousin (sister) _____

B. Encircle the names of the family members in the following word search :

G	R	A	N	D	C	H	I	L	D
A	A	X	A	E	F	Q	S	P	A
U	C	M	E	L	A	S	A	Y	U
N	D	O	D	K	T	A	U	H	G
C	L	T	X	W	H	K	N	W	H
L	M	H	H	O	E	C	T	K	T
E	O	E	I	X	R	R	L	H	E
B	Q	R	O	P	X	P	W	W	R
X	P	A	R	A	J	S	O	N	W

C. Fill in the blanks :

1. Father's parents are called _____.
2. My father is a/an _____.
3. My mother is a/an _____.
4. My uncle is a/an _____.

Our Neighbourhood

The people who live in an area or in the places ,
are called our neighbourhood.

Write down the names of our neighbourhood in the given box.



clue box

school

market

hospital

police station

park

bank

Name: _____



Match.

Road Sign



Children crossing

Pedestrian crossing

Traffic light

Turn right

Stop

No entry

Turn left

Go straight



CLASS II

- ❖ Solve the given worksheets.
- ❖ Learn tables from 2 to 15.
- ❖ Read and complete exercises of lesson- 1 ,2 and 3 in maths book.
- ❖ Activity- Make a photo frame or pen stand of any 2-D shapes (square ,circle, rectangle, triangle) by using waste material and decorate it.
- ❖ Draw 3 real- life objects that look like each 3D shapes in art sheet.
- ❖ Do 10 simple sums each of 1. Addition 2. Subtraction 3. Multiplication in rough notebook.


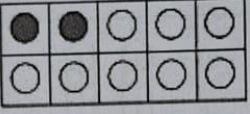

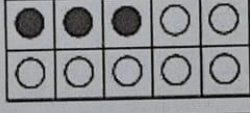


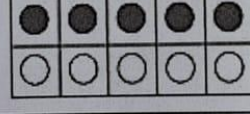

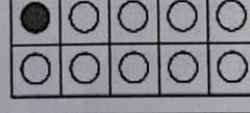



ENJOY YOUR VACATIONS

Name:-

Chapter- 1 A DAY AT THE BEACH

COUNTING IN GROUPS

Count and match with the correct numbers.

1)	 	7
2)		13
3)	 	12
4)		15
5)	 	9
6)	 	10
7)		14
8)	 	11

Name:-


Class- II

Subject - Maths

Roll No.

Chapter- 1 A DAY AT THE BEACH
ORDINAL NUMBERS

At what position am I?



- The tiger is at the _____ position.
- The zebra is at the _____ position.
- The elephant is at the _____ position.
- The giraffe is at the _____ position.
- The bear and horse are jointly at the _____ position.

Fill in the blanks with position of a letter in the word.

- **R** is the letter in **TIGER**.
- **A** is the letter in **ELEPHANT**.
- **B** is the letter in **ZEBRA**.
- **R** is the letter in **GIRAFFE**.
- **E** is the letter in **BEAR**.
- **S** is the letter in **HORSE**.

Class- II

Subject - Maths

Roll No.

Name:-

Chapter- 1 A DAY AT THE BEACH


Reading Calendar

APRIL ,2024

Sunday	Monday	Tuesday	Wednesday	Thursday	Friday	Saturday
	1	2	3	4	5	6
7	8	9	10	11	12	13
14	15	16	17	18	19	20
21	22 Earth Day	23	24	25	26	27
28	29	30				

➤ Read the calendar and answer the following questions-

1. What is the first day of the given month?
2. How many Saturdays are in April?
3. What day of the week is April 19?
4. On which day and date Earth Day will be celebrated?
5. On which day of the week does the month end?



4. Complete the worksheet.



TENS AND ONES



Look, Count and Write.


1 Count the pencils.



Total pencils =

Tens = Ones =

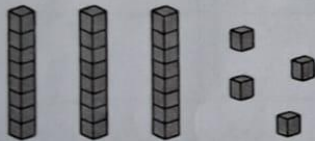
2 Count the apples.



Total apples =

Tens = Ones =

3 Count the blocks.



How many tens? How many ones?

4 Write the number in tens and ones.

a) 37 = tens + ones

b) 52 = tens + ones

c) 18 = tens + ones

5 Fill in the blanks.

a) 4 tens and 6 ones =

b) 2 tens and 3 ones =

c) 7 tens and 1 one =

6 Make the number.

	Tens	Ones	=	<input type="text"/>
a)			=	<input type="text"/>
b)			=	<input type="text"/>

7 Compare and write $>$, $<$ or $=$.

a) 23 32

b) 45 40

c) 19 19

8 Write the number that comes.

a) After 29 comes

b) Before 50 comes

c) After 36 comes



9 Arrange from smallest to biggest.

41 18 36 27 50

< < < <

10 Word Problem.

Amit has 3 tens and 7 ones marbles.

Riya has 2 tens and 5 ones marbles.

Who has more marbles?



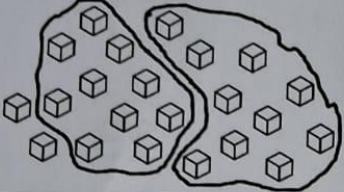
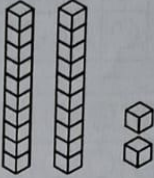
Remember: 10 ones = 1 ten


Name:-


Chapter- 1 A DAY AT THE BEACH
CREATING GROUPS OF TENS


Draw circles around the set of 10 blocks


Redraw the blocks as a set of ten. Write the number.

 =  = 22

 = _____ = _____

 = _____ = _____

 = _____ = _____

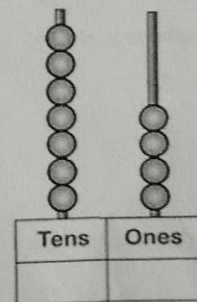
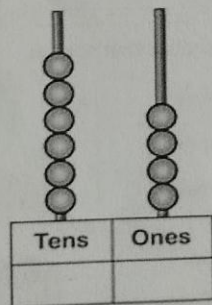
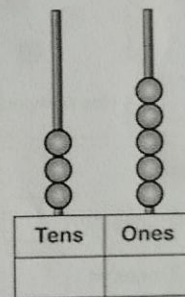
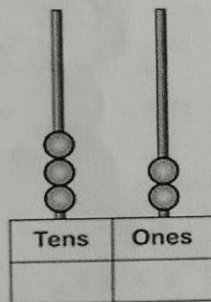
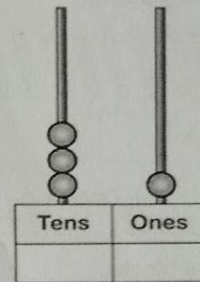
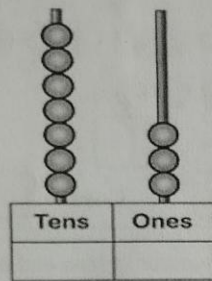
 = _____ = _____

Name:-

Roll No.

Chapter- 1 A DAY AT THE BEACH
TENS AND ONES

Count the beads and write the numbers in given place-



Class- II

Subject - Maths

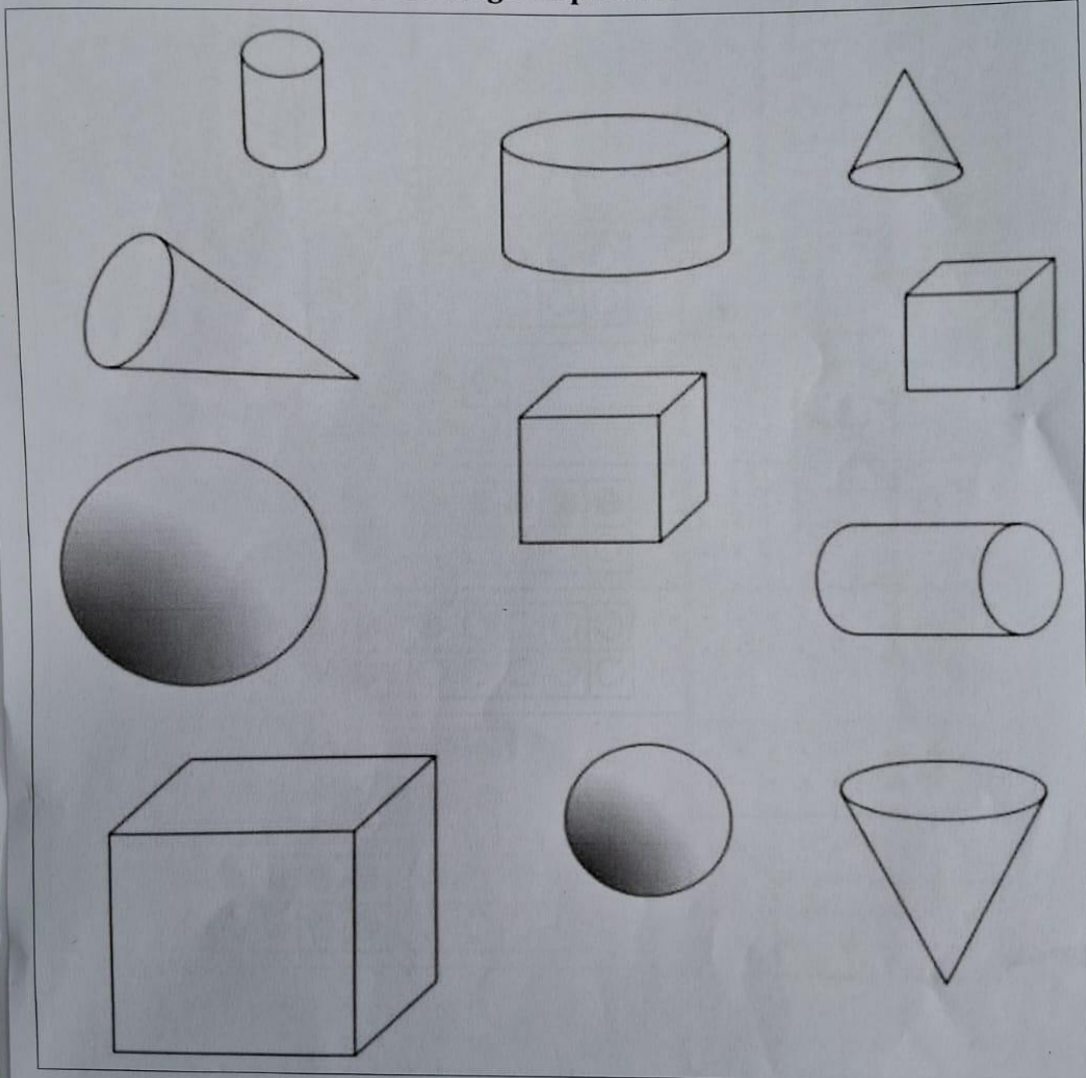
Name:-

Roll No.

Chapter- 2 SHAPES AROUND US (3 D SHAPES)

Colour

- all the cones *red*,
- all the spheres *blue*,
- all the cylinders *green* and
- all the cubes *yellow* in the given picture.



Class- II


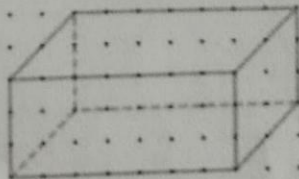


Subject - Maths

Roll No.

Name:-

Chapter- 2 SHAPES AROUND US (3 D SHAPES)

Create identical shapes in the empty grids: -



HINDI

1:- सुलेख पुस्तिका में 15 पेज सुलेख लिखें ।

2:- पाठ 1, 2, 3 का अभ्यास कार्य पुस्तक/

अभ्यास पुस्तिका में पूर्ण करके याद करें ।

3:- कोई भी एक शिक्षाप्रद कविता(with action) याद करें।

4:- प्रतिदिन 5 शब्दों का श्रुतलेख अपने अभिभावक की मदद से लिखे और सुधार कार्य करें .

5:-आपने गर्मी की छुट्टियां किस प्रकार से व्यतीत की 10 पंक्तियों में लिखें.

6:- व्याकरण में पाठ 1, 2, 3 का अभ्यास कार्य पुस्तक/ पुस्तिका में पूर्ण करके याद करें .

PROJECT-WORK:- विभिन्न प्रकार के आकार में(जैसे:- पशु, पक्षी ,फल, फूल) रंगीन पेपर पर A4 साइज में दो शिक्षाप्रद सुविचार हिंदी में लिखें.

Note -: All work to be done in a separate notebook. No work to be done in Hindi notebook.

Summer Holiday Homework

Computer

Complete your Chapter/Lesson – I (Exercise) of your Computer book in your computer Notebook.